

FLEXFORM

FLEXFORM | MADE IN ITALY



SOFT DREAM | SOFT DREAM LARGE

ANTONIO CITTERIO **2010 | 2013**

DIVANI | DIVANI COMPONENTI | POUF SOFAS | SECTIONAL SOFAS | OTTOMANS

FLEXFORM Spa

Via Einaudi 23/25 20821 Meda (MB) Italy | Tel. +39 0362 3991 | Fax +39 0362 399228 | info@flexform.it | www.flexform.it

SOFT DREAM | SOFT DREAM LARGE | ANTONIO CITTERIO | 2010 | 2013

TIPOLOGIE DIVANI/DIVANI componibili/
POUF - CHAISELONGUE/DORMEUSE
PRODOTTO DIVANO - DIVANO componibile
- POUF

STRUTTURA IN METALLO RIVESTITO IN
CUOIO NEI COLORI: BIANCO (5007), GRIGIO
(5003), TESTA DI MORO (5004), TESTA DI
MORO SCURO (5013), NERO (5005), OLIVA
(5006), ROSSO BULGARO (5008), SABBIA
(5001), TABACCO (5015), SCAMOSCIATO
MORO (6004), SCAMOSCIATO NERO (6005),
SCAMOSCIATO OLIVA (6003), SCAMOSCIATO
SABBIA (6001).

BRACCIOLI E SCHIENALE IN POLIURETANO
STAMPATO, DACRON E PIUMA CON INSERTO
IN METALLO.

PIEDI IN METALLO VERNICIATO COLORE
GRIGIO O BRONZO 820, IN METALLO
SATINATO, CROMATO, BRUNITO, CHAMPAGNE
O CROMO NERO.

CUSCINI SEDUTA IN PIUMA D'OCA CON
INSERTO IN MATERIALE INDEFORMABILE.

CUSCINETTI IN PIUMA D'OCA SU RICHIESTA
CON SUPPLEMENTO DI PREZZO.

RIVESTIMENTO IN TESSUTO O PELLE
COMPLETAMENTE SFODERABILI.

PRODOTTO SCHIENALE MOBILE POUF

STRUTTURA IN METALLO RIVESTITO
IN CUOIO NEI COLORI: BIANCO (5007),
GRIGIO (5003), TESTA DI MORO (5004),
TESTA DI MORO SCURO (5013), NERO
(5005), OLIVA (5006), ROSSO BULGARO
(5008), SABBIA (5001), TABACCO (5015),
SCAMOSCIATO MORO (6004), SCAMOSCIATO
NERO (6005), SCAMOSCIATO OLIVA (6003),
SCAMOSCIATO SABBIA (6001)

CUSCINI IN PIUMA

RIVESTIMENTO CUSCINI IN TESSUTO O
PELLE COMPLETAMENTE SFODERABILI

CATEGORIES SOFAS/SECTIONAL SOFAS/
OTTOMAN - CHAISE LONGUE/DORMEUSE
PRODUCT SOFAS - SECTIONAL SOFAS -
OTTOMAN

FRAME IN METAL COVERED WITH HIDE
LEATHER: RUSSIAN RED (5008),
WHITE (5007), OLIVE (5006), BLACK (5005),
DARK BROWN (5004), DARK BROWN EXTRA
(5013), GREY (5003), SAND (5001),
TOBACCO (5015). ALSO AVAILABLE IN BLACK
SUEDE (6005), DARK BROWN SUEDE (6004),
OLIVE SUEDE (6003), SAND SUEDE (6001)

ARM AND BACKREST IN FOAM
POLYURETHANE, DACRON
AND DOWN WITH METAL INSERT.

FEET IN METAL LACQUERED ALUMINIUM
OR LACQUERED BRONZED 820,
IN SATINED, CHROMED, BURNISHED,
CHAMPAGNE OR BLACK CHROMED METAL.

SEAT CUSHION FILLED WITH DOWN
AND RESILIENT INNER CORE.

THROW PILLOWS DOWN-FILLED,
ON REQUEST WITH UPCHARGE

UPHOLSTERY REMOVABLE FABRIC
OR LEATHER COVERS.

PRODUCT FIT-IN BACKREST

FRAME IN METAL COVERED WITH HIDE
LEATHER: RUSSIAN RED (5008),
WHITE (5007), OLIVE (5006),
BLACK (5005), DARK BROWN (5004),
DARK BROWN EXTRA (5013), GREY (5003),
SAND (5001), TOBACCO (5015).
ALSO AVAILABLE IN BLACK SUEDE (6005),
DARK BROWN SUEDE (6004),
OLIVE SUEDE (6003), SAND SUEDE (6001)

CUSHION DOWN-FILLED

UPHOLSTERY REMOVABLE FABRIC OR
LEATHER COVERS

PRODUKTARTEN SOFAS/ECKSOFAS/HOCKER
- CHAISELONGUE/DORMEUSE

PRODUKT SOFAS - ECKSOFAS - HOCKER

GESTELL METALLGESTELL MIT KERNLEDER
BEZOGEN IN DEN FARBEN: WEISS (5007),
GRAU (5003), TESTA DI MORO DUNKELBRAUN
(5004), TESTA DI MORO EXTRA DUNKELBRAUN
(5013), SCHWARZ (5005), OLIVGRÜN (5006),
BULGAREN ROT (5008), SAND (5001),
TABAK (5015). WILDLEDER: TESTA DI MORO
DUNKELBRAUN (6004), SCHWARZ (6005),
OLIVGRAU (6003), SAND (6001).

ARM- UND RÜCKENLEHNE AUS
SCHAUMPOLYURETHAN, DACRON UND
DAUNEN, MIT METALLEINSATZ.

FÜSSE METALL LACKIERT, FARBE GRAU ODER
BRONZE 820, SATINIERT, CHROM, SCHARZ
CHROM, BRÜNIERT ODER CHAMPAGNER.

SITZKISSEN MIT DAUNENFÜLLUNG MIT KERN
AUS UNVERFORMBAREM MATERIAL.

LOSE KISSEN MIT DAUNENFÜLLUNG -
SEPARAT BESTELLBAR.

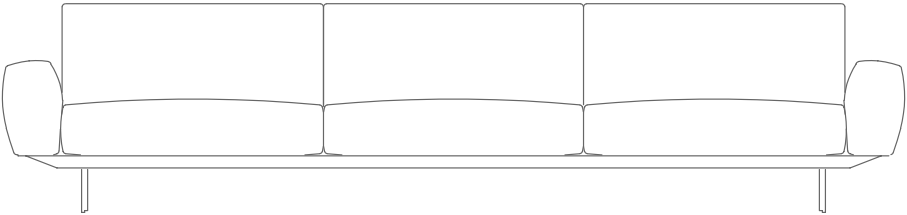
BEZÜGE ABZIEHBARE STOFF- ODER
LEDERBEZÜGE.

PRODUKT EINSETZBARE RÜCKENLEHNE
RAHMEN METALLRAHMEN MIT KERNLEDER
BEZOGEN IN DEN FARBEN: WEISS (5007),
GRAU (5003), TESTA DI MORO DUNKELBRAUN
(5004), TESTA DI MORO EXTRA DUNKELBRAUN
(5013), SCHWARZ (5005), OLIVGRÜN (5006),
BULGAREN ROT (5008), SAND (5001), TABAK
(5015).

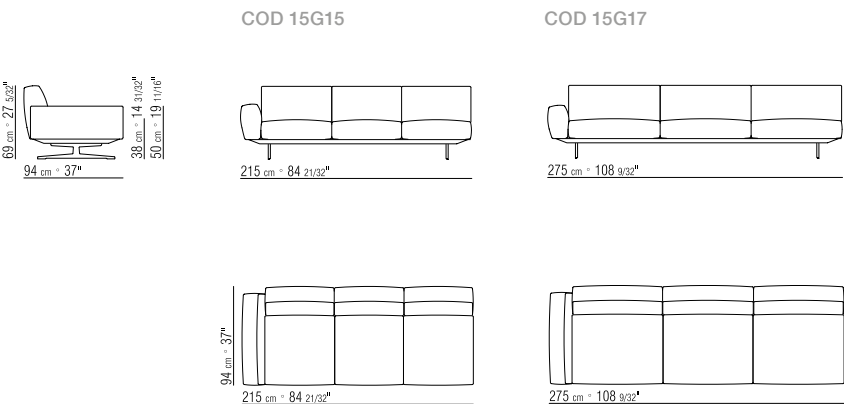
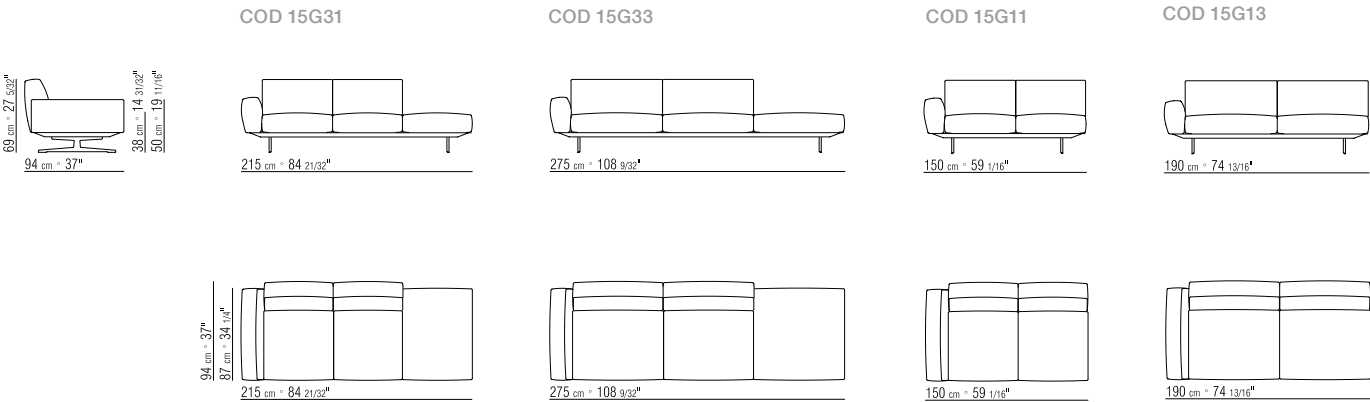
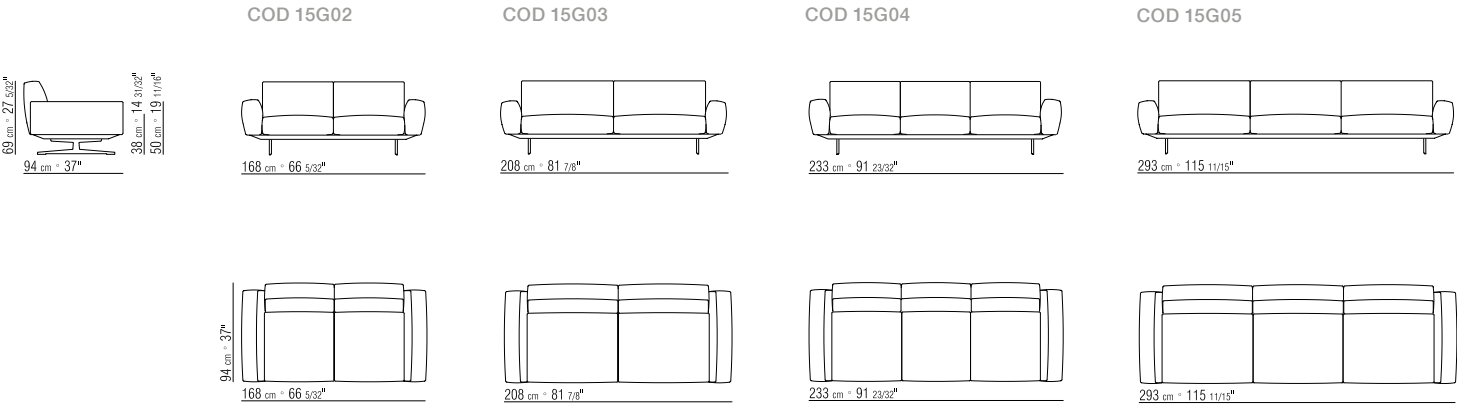
WILDLEDER: TESTA DI MORO DUNKELBRAUN
(6004), SCHWARZ (6005), OLIVGRAU (6003),
SAND (6001).

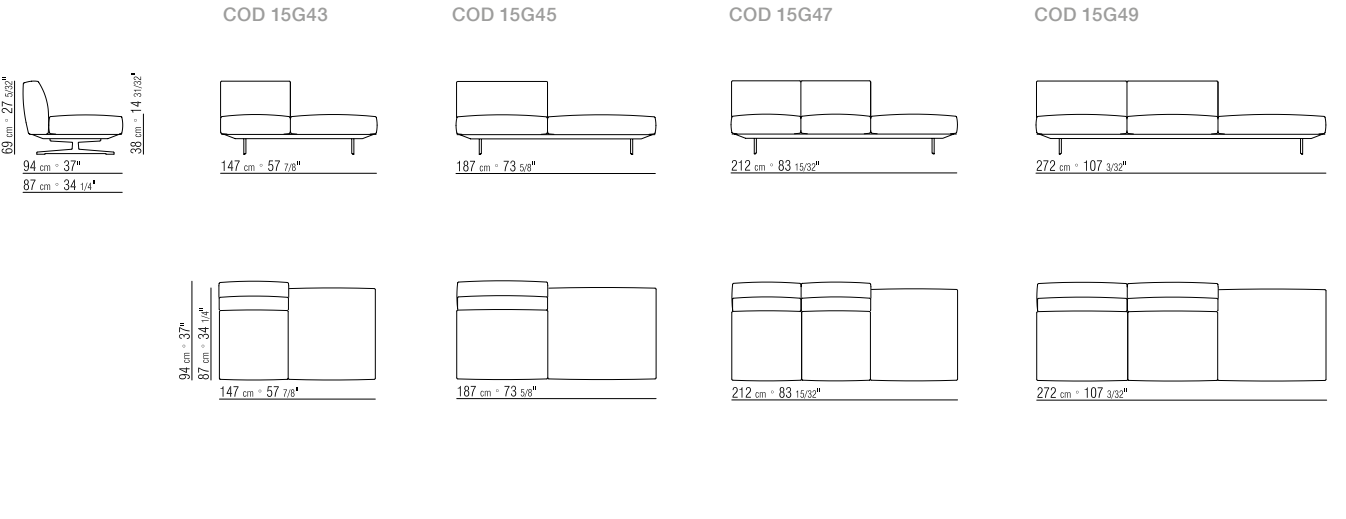
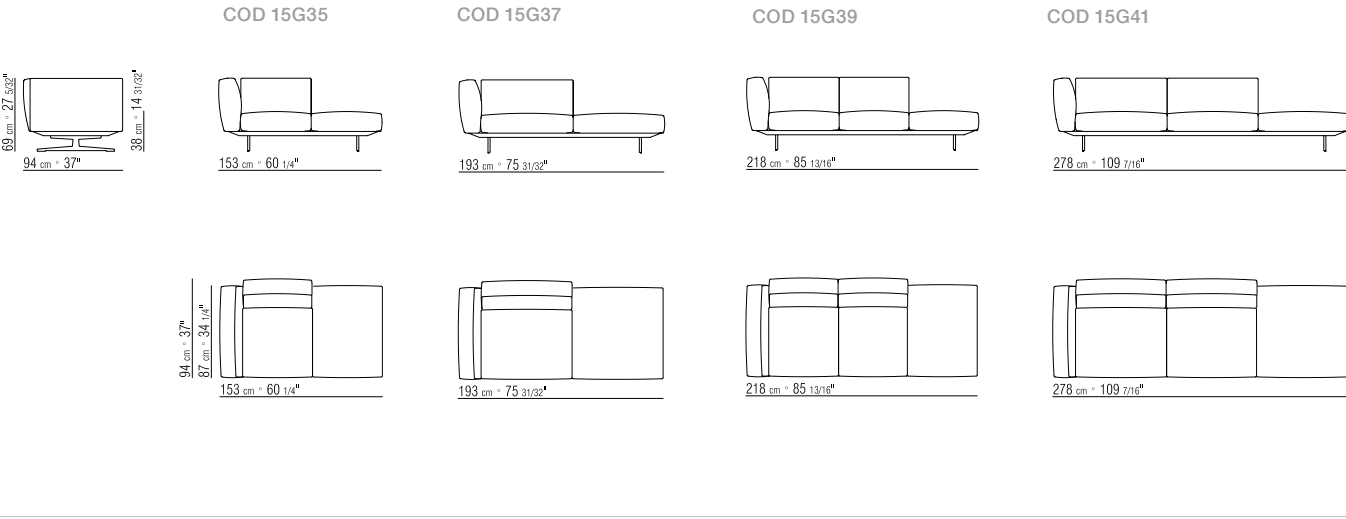
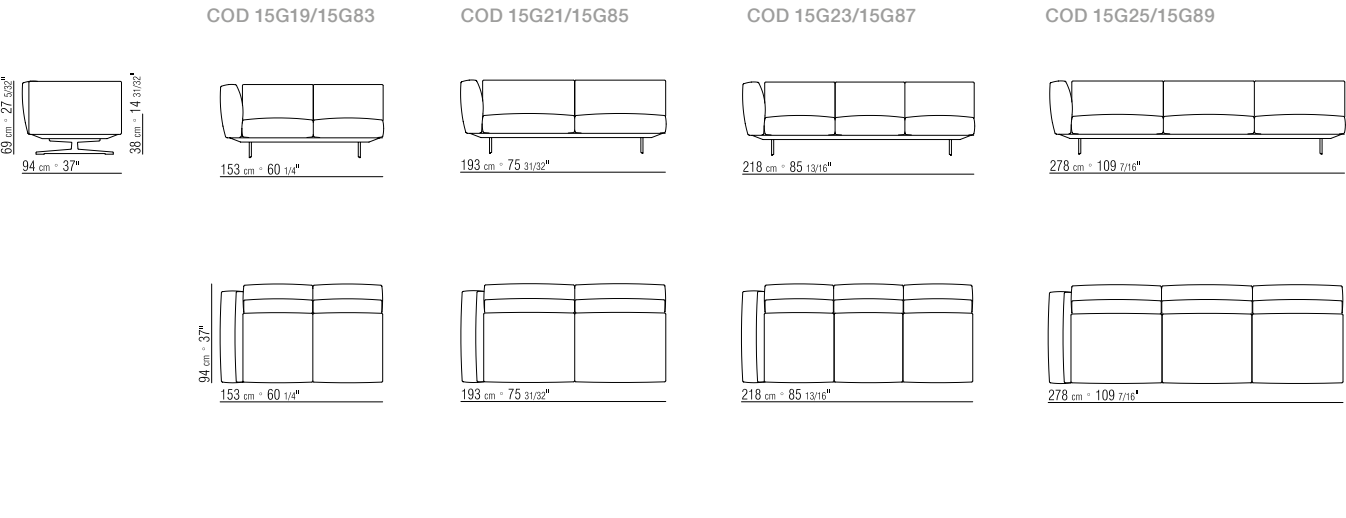
SITZKISSEN DAUNENFÜLLUNG.

KISSENBEZÜGE ABZIEHBARE STOFF- ODER
LEDERBEZÜGE.









COD 15G51

38 cm • 14 3/32"
87 cm • 34 1/4"

COD 15G52

102 cm • 40 5/32"

COD 15G53

187 cm • 73 5/8"
272 cm • 107 3/32"

COD 15G80

50 cm • 19 11/16"
48 cm • 18 29/32"
47 cm • 18 1/2"

COD 15G99

48 cm • 18 29/32"
52 cm • 20 15/32"

COD 15G98

55 cm • 21 21/32"
63 cm • 24 13/16"
47 cm • 18 1/2"

87 cm • 34 1/4"

102 cm • 40 5/32"

187 cm • 73 5/8"
272 cm • 107 3/32"

48 cm • 18 29/32"

52 cm • 20 15/32"

63 cm • 24 13/16"

COD 15G55

69 cm • 27 5/32"
38 cm • 14 3/32"
50 cm • 19 11/16"
94 cm • 37"

COD 15G57

172 cm • 67 23/32"
212 cm • 83 15/32"

COD 15G59

237 cm • 93 5/16"

COD 15G61

297 cm • 116 15/16"

94 cm • 37"

172 cm • 67 23/32"

212 cm • 83 15/32"

237 cm • 93 5/16"

297 cm • 116 15/16"

COD 15G06/15G71

69 cm • 27 5/32"
38 cm • 14 3/32"
94 cm • 37"

COD 15G07/15G73

175 cm • 68 29/32"
215 cm • 84 21/32"

COD 15G08/15G75

240 cm • 94 1/2"

COD 15G09/15G77

300 cm • 118 1/8"

94 cm • 37"

175 cm • 68 29/32"

215 cm • 84 21/32"

240 cm • 94 1/2"

300 cm • 118 1/8"

